

Spacing Out! Activity Guide

Text and Illustrations Copyright © 2015 by Father Flanagan's Boys' Home

ISBN 978-1-934490-78-5

Published by Boys Town Press
14100 Crawford St.
Boys Town, Nebraska 68010

All rights reserved under International and Pan-American Copyright Conventions. Unless otherwise noted, no part of this book may be reproduced, stored in a retrieval system, or transmitted in any form or by any means, electronic, mechanical, photocopying, recording or otherwise, without express written permission of the publisher, except for brief quotations or critical reviews. The activity sheets on the CD-ROM may be reproduced without special permission for use in individual classrooms.

Cover and Inside Page Design: Anne Hughes

Printed in the United States

10 9 8 7 6 5 4 3 2 1

**For a Boys Town Press catalog, call 1-800-282-6657
or visit our website: BoysTownPress.org**




Boys Town Press is the publishing division of Boys Town,
a national organization serving children and families.

A Note to Readers

The activities and lessons described in these pages are appropriate for K-5 students.

Divided in two sections, the lessons in Section 1 complement Common Core literacy activities. Section 2 lessons reinforce social skills development. Instructions for teachers and students as well as a comprehensive list of materials needed to complete each lesson are provided.

All of the lessons can be blended into existing curricula or taught independently. Because of the wide range in age and ability level of students, the lessons can be easily modified or customized to accommodate the needs of your classroom. In addition, the enclosed CD allows quick and easy access to all reproducible pages, including Tips for Parents and Teachers, a printable social skill poster, and “reward coupons.”



MARS

Cause and Effect

OBJECTIVE

Students will gain a deeper understanding of the relationship between cause and effect.

Materials

- *Spacing Out!* storybook
- “Cause and Effect” worksheet and answer key

Teacher Instructions

1. Read *Spacing Out!* as a class, stopping periodically to discuss the plot.
2. Pass out copies of the worksheet, explain the directions, and instruct students to complete the worksheet independently.
3. Use the answer key to review students' completed worksheets and guide your class discussion.




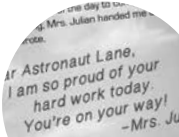




Name: Answer Key Date: _____

MARS – Cause and Effect

DIRECTIONS: Fill in the chart by writing down the EVENT, CAUSE or EFFECT.

EVENT	CAUSE	EFFECT
All Hunter can think about is space. 	His dad took him to Kennedy Space Center.	He does not complete his classwork.
Hunter “travels” through space during his test.	His new library book was “calling” his name. 	Hunter failed the test.
Hunter missed his entire math lesson.	Hunter “traveled” through space while Ryeleigh Jane was at the board.	Hunter has to copy Shaina’s notes during lunch.
Hunter draws an eagle during science class.	Hunter is not listening to Mrs. Julian’s directions.	Mrs. Julian calls his dad. 
Hunter completed all of his classwork at school.	Hunter used all of the tips his dad had given him.	Mrs. Julian gives Hunter a special note. 

Rocket Ship Reminder

OBJECTIVE

Use this lesson to reinforce the behavioral steps of the skill “Completing Tasks” by having students use their creativity to make “Rocket Ship” reminders.

Materials

- *Spacing Out!* storybook
- “Rocket Ship” handout
- Lined Paper
- Crayons/markers
- Scissors/glue/tape

Teacher Instructions

1. Read *Spacing Out!* aloud as a class, stopping periodically to discuss the plot.
2. Pass out copies of the handout and instruct students to color the rocket ship using crayons or markers.
4. While students color, distribute a sheet of lined paper to every student. Ask them to neatly write down the “Completing Tasks” tips that Hunter learned from his dad.
5. Conclude the activity by having students glue or tape the tips to their rockets. Encourage students to use their rockets as reminders by hanging them on their refrigerators at home or keeping them in their desks/lockers.

